

BIG AND TALL



Golf Corporate
Solutions

PORT | AUTHORITY®

WORRY-FREE EASY CARE SHIRTS

A top choice for wrinkle resistant, business-ready style



	Adult Long Sleeve S608 and S608ES	Ladies Long Sleeve L608	Adult Short Sleeve S508	Ladies Short Sleeve L508	Ladies 3/4-Sleeve L612*	Adult Tall Long Sleeve TLS608	Maternity Long Sleeve L608M
White/Light Stone™	●	●	●	●	●	●	●
Light Pink/Light Pink*	●	●	●	●			
Tropical Pink/Tropical Pink*	●	●	●	●			
Hibiscus/Hibiscus*	●	●	●	●			
Red/Light Stone	●	●	●	●	●	●	
Burgundy/Light Stone	●	●	●	●	●	●	
Yellow/Yellow*	●	●	●	●			
Gold/Gold*	●	●	●	●			
Athletic Gold/Light Stone	●	●	●	●			
Texas Orange/Light Stone	●	●	●	●			
Light Stone/Classic Navy™	●	●	●	●		●	
Stone/Stone*	●	●	●	●		●	
Coffee Bean/Light Stone	●	●	●	●			
Light Blue/Light Stone	●	●	●	●	●	●	
Maui Blue/Maui Blue*	●	●	●	●			
Ultramarine Blue/ Ultramarine Blue*	●	●	●	●			
Mediterranean Blue/ Mediterranean Blue*	●	●	●	●	●	●	
Royal/Classic Navy	●	●	●	●	●	●	
Navy/Light Stone	●	●	●	●	●	●	
Classic Navy/Light Stone	●	●	●	●			
Purple/Light Stone	●	●	●	●			
Eggplant/Light Stone	●	●	●	●			
Court Green/Court Green*	●	●	●	●			
Clover Green/Clover Green*	●	●	●	●			
Dark Green/Navy	●	●	●	●		●	
Steel Grey/Light Stone	●	●	●	●			
Black/Light Stone	●	●	●	●	●	●	●

PORT AUTHORITY® EASY CARE SHIRTS

Our comfortable wash-and-wear shirts are indispensable for the workday. Wrinkle resistance makes these shirts a cut above the competition, so you and your staff can be too.

- 4.5-ounce, 55/45 cotton/poly
- Button-down collar
- Dyed-to-match buttons
- Patch pocket
- Box back pleat



■ **LONG SLEEVE**

• Adjustable cuffs
ADULT SIZES: XS–10XL
 (Use style S608ES to order sizes 7XL–10XL)
S608

■ **LADIES LONG SLEEVE**

• Traditional, relaxed look
 • Open collar
 • No patch pocket or box back pleat
 • Adjustable cuffs
LADIES SIZES: XS–6XL
L608

■ **SHORT SLEEVE**

ADULT SIZES: XS–6XL
S508

■ **LADIES SHORT SLEEVE**

• Traditional, relaxed look
 • Open collar
 • No patch pocket or box back pleat
LADIES SIZES: XS–6XL
L508

■ **LADIES 3/4-SLEEVE**


• Traditional, relaxed look
 • Open collar
 • No patch pocket or box back pleat
LADIES SIZES: XS–4XL
L612

■ **TALL LONG SLEEVE**

• Adjustable cuffs
TALL SIZES: LT–4XLT
TLS608

■ **MATERNITY LONG SLEEVE**

• No patch pocket or box back pleat
 • Adjustable back tie
LADIES SIZES: XS–4XL
L608M



*No contrast in back yoke or inside neckband.
 **Contrast inside neckband only.

Prices apply to sizes XS–XL and are subject to change. Please inquire for pricing on larger sizes.

TWILL Long & Short Sleeve

PORT AUTHORITY® TWILL SHIRTS

Clean, crisp and versatile, our twill shirts have a professional appearance with comfortable garment washed softness.

- 5-ounce, 100% cotton
- Double-needle stitching throughout
- Button-down collar
- Patch pocket
- Back pleat, button-through sleeve plackets and adjustable cuffs on long sleeve styles

UP TO
6XL
AND
TALL
SIZES

S600T Long Sleeve
ADULT SIZES: XS-6XL

S500T Short Sleeve
ADULT SIZES: XS-4XL

TLS600T Tall Long Sleeve
TALL SIZES: LT-4XLT



CLASSIC OXFORD

PORT AUTHORITY® CLASSIC OXFORDS

A favored workplace essential, the classic oxford has proven longevity. We've taken this enduring style and crafted it from a soft, wrinkle-resistant fabric for today's fast-paced world.

- 5-ounce, 60/40 cotton/poly for easy care
- Pearlized buttons
- Button-through sleeve plackets
- Adjustable cuffs

CLASSIC OXFORD

- Button-down collar
 - Back pleat
 - Patch pocket
 - ADULT SIZES: XS-4XL
- S606**

LADIES CLASSIC OXFORD

- Gently contoured silhouette
 - Open collar
 - Front and back darts
 - No patch pocket
 - LADIES SIZES: XS-4XL
- L606**



PORT | AUTHORITY®

A CLASSIC IN 100% COTTON TWILL

Soft, traditional style for work or weekends

PORT AUTHORITY® COTTON TWILL SHIRTS

Ultra-versatile and brushed for softness, our go-to twill shirts are crafted from durable 100% cotton. Perfect alone or layered, these shirts are not only comfortable—they're also a great value.

- 4.7-ounce, 100% cotton twill
- Dyed-to-match buttons

LONG SLEEVE COTTON TWILL SHIRT

- Button-down collar
- Box back pleat
- Patch pocket
- Button-through sleeve plackets
- Adjustable cuffs

ADULT SIZES: XS–4XL

S634

LADIES LONG SLEEVE COTTON TWILL SHIRT

- Gently contoured silhouette
- Open collar
- No box back pleat or patch pocket
- Button-through sleeve plackets
- Adjustable cuffs

LADIES SIZES: XS–4XL

L634

SHORT SLEEVE COTTON TWILL SHIRT

- Button-down collar
- Box back pleat
- Patch pocket

ADULT SIZES: XS–4XL

S635

LADIES SHORT SLEEVE COTTON TWILL SHIRT


- Gently contoured silhouette
- Open collar
- No box back pleat or patch pocket

LADIES SIZES: XS–4XL

L635



WOVENSHIRTS



Prices apply to sizes XS–XL and are subject to change. Please inquire for pricing on larger sizes.



VALUE DENIM

CLASSIC DENIM



S500 & L600D

HEAVYWEIGHT DENIM



S100

**PORT & COMPANY®
VALUE DENIM SHIRTS**

With sturdy construction, a generous cut and soft garment washing, our Value Denim Shirts won't stretch your budget.

- 6.5-ounce, 100% cotton
- Double-needle stitching throughout
- Horn-tone buttons
- Button-through sleeve plackets and adjustable cuffs on long sleeve styles
- Tuck-in tail

VALUE DENIM SHIRT

- Button-down collar
 - Patch pocket
- ADULT SIZES: XS-6XL**
SPI0 Long Sleeve
SPI1 Short Sleeve

**SIZES
UP TO
6XL**

**LADIES VALUE
DENIM SHIRT**

- Traditional, relaxed look
 - Open collar
 - No patch pocket
- LADIES SIZES: XS-4XL**
LSP10 Long Sleeve
LSP11 Short Sleeve

**YOUTH LONG SLEEVE
VALUE DENIM SHIRT**

- Button-down collar
 - Patch pocket
- YOUTH SIZES: XS(4), S(6-8),
M(10-12), L(14-16), XL(18-20)**
YSP10



Faded Blue®



Ink Blue®
(Adult styles only)

*Due to special finishing process, colors may vary.

**PORT AUTHORITY®
DENIM SHIRTS**

Showcase your logo on America's favorite fabric. Enjoy versatility and reliability in our selection of stonewashed denim shirts.

- 6.5-ounce, 100% cotton
- Double-needle stitching throughout
- Back pleat, button-through sleeve plackets and adjustable cuffs on long sleeve styles

DENIM SHIRT

- Button-down collar
 - Patch pocket
- Color: Faded Denim***
S600 Long Sleeve
ADULT SIZES: XS-6XL
S500 Short Sleeve
ADULT SIZES: XS-4XL
TLS600 Tall Long Sleeve
TALL SIZES: LT-4XLT

**UP TO
6XL
AND
TALL
SIZES**

**LADIES LONG SLEEVE
DENIM SHIRT**

- Traditional, relaxed look
 - Open collar
 - No patch pocket
- Color: Faded Denim***
LADIES SIZES: XS-4XL
L600D

**PORT AUTHORITY®
HEAVYWEIGHT
DENIM SHIRT**

With a more substantial stonewashed fabric and extra durable seams, our Heavyweight Denim Shirt is built to embroider beautifully. No back pleat means an uninterrupted canvas for decoration.

- 7.5-ounce, 100% cotton
- Double- and triple-needle stitching
- Button-down collar
- Horn-tone buttons
- Patch pocket
- Button-through sleeve plackets
- Adjustable cuffs
- Tuck-in tail

Color: Dark Blue Stonewashed*
ADULT SIZES: XS-4XL
S100

CLASSIC 100% COTTON,

	Adult K420	Ladies L420	Youth Y420	Adult Tall TLK420
White	•	•	•	•
Oxford	•	•		
Steel Grey	•	•		
Black	•	•	•	•
Ivory	•			
Stone	•	•		
Khaki Heather	•	•		
Bark	•			
Yellow	•	•		
Athletic Gold	•			
Orange	•	•	•	•
Red	•	•	•	
Sunset Red	•	•		
Burgundy	•	•		
Light Pink	•	•		
Lilac		•		
Purple	•	•		
Light Blue	•	•	•	
Blueberry	•	•		
Faded Blue	•	•		
Royal	•	•	•	
Navy	•	•	•	•
Classic Navy	•	•		
Turquoise	•	•		
Pistachio	•	•		
Seafoam	•	•		
Faded Olive	•			
Dark Green	•	•		
Forest	•			

PORT | AUTHORITY®

PORT AUTHORITY® PIQUE KNIT SPORT SHIRTS

A favorite year after year, these sport shirts are known for their exceptional range of colors, styles and sizes. The soft pique knit is shrink resistant and easy to care for, so your group will always look its best.

- 7-ounce, 100% ring spun combed cotton heavyweight pique (preshrunk)
- Garment washed for softness
- Double-needle stitching throughout
- Flat knit collar and cuffs
- 3-button placket
- Horn-tone buttons
- Locker patch
- Side vents

UP TO
6XL
AND
TALL
SIZES

■ ADULT

ADULT SIZES: XS-6XL
K420

■ LADIES

• Traditional, relaxed look
• Reverse placket
LADIES SIZES: XS-4XL
L420

■ YOUTH

• 2-button placket on XS-M
• 3-button placket on L-XL
YOUTH SIZES: XS(4), S(6-8),
M(10-12), L(14-16), XL(18-20)
Y420 \$13.98

■ TALL

TALL SIZES: LT-4XLT
TLK420



Prices apply to sizes XS-XL and are subject to change. Inquire for pricing on larger sizes.


CLASSIC COMFORT

A favored style for groups large and small

POLOS/KNITS



	Adult K500 and K500ES	Ladies L500	Youth Y500	Adult Tall TLK500	Toddler CAR500 p.216
White	•	•	•	•	•
Light Pink	•	•	•		
Tropical Pink	•	•			
Hibiscus	•	•			
Red	•	•	•	•	•
Burgundy	•	•	•	•	
Maroon	•	•			
Banana	•	•		•	
Gold	•	•			
Texas Orange	•	•			
Orange	•	•			
Light Stone	•	•			
Stone	•	•		•	
Coffee Bean	•	•			
Light Blue	•	•	•	•	
Ultramarine Blue	•	•			
Maui Blue	•	•			
Mediterranean Blue	•	•			
Royal	•	•	•	•	•
Navy	•	•	•	•	•
Purple	•	•			
Eggplant	•	•			
Lime	•	•			
Mint Green	•	•			
Kelly Green	•	•			
Court Green	•	•			
Clover Green	•	•			
Dark Green	•	•	•	•	
Bark	•	•			
Steel Grey	•	•			
Cool Grey	•	•	•	•	
Black	•	•	•	•	•



SILK

PORT | AUTHORITY®

PORT AUTHORITY® SILK TOUCH™ SPORT SHIRTS

An enduring favorite, our comfortable classic sport shirt is anything but ordinary. With superior wrinkle and shrink resistance, a silky soft hand and an incredible range of styles, sizes and colors, it's a first-rate choice for uniforming just about any group.

- 5-ounce, 65/35 poly/cotton pique
- Flat knit collar and cuffs
- Metal buttons with dyed-to-match plastic rims
- Double-needle armhole seams and hem
- Side vents

Prices apply to sizes XS–XL and are subject to change. Please inquire for pricing on larger sizes.



TOUCH SPORT SHIRTS

Unify your team in comfort

■ **ADULT**
 ADULT SIZES: XS-10XL
 (use style K500ES to
 order sizes 7XL-10XL)
K500

■ **LADIES**
 LADIES SIZES: XS-6XL
L500

UP TO
10XL
 AND
TALL
 SIZES

■ **YOUTH**
 • 2-button placket on XS-M
 • 3-button placket on L-XL
 YOUTH SIZES: XS (4), S (6-8),
 M (10-12), L (14-16), XL (18-20)
Y500

■ **TALL**
 TALL SIZES: LT-4XL
TLK500



	Adult (S-6XL) PC6I	Ladies LPC6I	Youth PC6IY	Adult Tall (LT-4XLT) PC6IT
Neutrals	White	●	●	●
	Natural	●	●	●
Lights	Ash**	●	●	●
	Athletic Heather*	●	●	●
	Daffodil Yellow	●	●	●
	Yellow	●	●	●
	Orange Sherbet	●	●	●
	Light Sand	●	●	●
	Sand	●	●	●
	Pale Pink	●	●	●
	Candy Pink	●	●	●
	Violet	●	●	●
	Aquatic Blue	●	●	●
	Light Blue	●	●	●
	Stonewashed Blue	●	●	●
	Pistachio	●	●	●
	Lime	●	●	●
	Stonewashed Green	●	●	●
Darks	Medium Grey	●	●	●
	Dark Heather Grey	●	●	●
	Charcoal	●	●	●
	Black	●	●	●
	Chamois Yellow	●	●	●
	Lemon Yellow	●	●	●
	Gold	●	●	●

	Adult (S-6XL) PC6I	Ladies LPC6I	Youth PC6IY	Adult Tall (LT-4XLT) PC6IT
Orange	●	●	●	●
Texas Orange	●	●	●	●
Dusty Brown	●	●	●	●
Brown	●	●	●	●
Dark Chocolate Brown	●	●	●	●
Fiery Red	●	●	●	●
Red	●	●	●	●
Rich Red	●	●	●	●
Cardinal	●	●	●	●
Athletic Maroon	●	●	●	●
Sangria	●	●	●	●
Purple	●	●	●	●
Turquoise	●	●	●	●
Royal	●	●	●	●
Deep Marine	●	●	●	●
Carolina Blue	●	●	●	●
Ultramarine Blue	●	●	●	●
Colonial Blue	●	●	●	●
Steel Blue	●	●	●	●
Navy	●	●	●	●
Dill Green	●	●	●	●
Kelly	●	●	●	●
Jade Green	●	●	●	●
Spruce	●	●	●	●
Olive	●	●	●	●
Forest Green	●	●	●	●
Dark Green	●	●	●	●

*90/10 cotton/poly


**99/1 cotton/poly

PC61 – THE ESSENTIAL TEE

America's #1 choice for colors and sizes

T-SHIRTS/ACTIVE

- 52 colors in Adult, up to 6XL
- 12 colors in Tall
- 31 colors in Youth
- 32 colors in Ladies



PORT & COMPANY® ESSENTIAL T-SHIRTS

A year-round essential, our best-selling t-shirt has been voted "most popular" by groups, teams, clubs and schools across America.

- Heavyweight 6.1-ounce, 100% cotton
- Shoulder-to-shoulder taping
- Coverseamed neck
- Double-needle hem

■ T-SHIRT
ADULT SIZES: S-6XL
PC61

■ LADIES T-SHIRT
• Shorter cut through the body and sleeves for a more feminine fit
LADIES SIZES: XS-4XL
LPC61

■ YOUTH T-SHIRT
• Side seams
YOUTH SIZES: XS(4), S(6-8), M(10-12), L(14-16), XL(18-20)
PC61Y Call for pricing

■ TALL T-SHIRT
TALL SIZES: LT-4XLT
PC61T

UP TO
6XL
AND
TALL
SIZES

PORT | AUTHORITY®

STYLE AND PROTECTION

Take to the streets in weather-defying comfort

PORT AUTHORITY® TEXTURED SOFT SHELL JACKETS

Perfect for everyday wear, our soft shell jackets have an understated texture that make them a bit more sophisticated than other soft shells. Super soft and flexible, these jackets deliver pure comfort as well as water and wind protection. The raglan silhouette gives you optimum range of motion, while the angled zippered chest pocket adds visual appeal.

- 96/4 poly/spandex woven shell bonded to 100% polyester microfleece with laminated film insert to repel water and wind
- 1000MM waterproof rating
- 1000G/M² breathability rating
- Storm flap with chin guard
- Ergonomic zipper pulls
- Zippered chest pocket
- Front zippered pockets
- Spandex-trimmed cuffs
- Port Pocket™ for easy embroidery access

TEXTURED SOFT SHELL JACKET

- Open hem with drawcord and toggles for adjustability

ADULT SIZES: XS-4XL
J705

LADIES TEXTURED SOFT SHELL JACKET

- Gently contoured silhouette
- Princess seams
- Open hem


LADIES SIZES: XS-4XL
L705

TALL TEXTURED SOFT SHELL JACKET

Color: Black
TALL SIZES: LT-4XLT
TLJ705

TALL SIZES





Black

Insignia Blue

Café Brown

Stone

OUTERWEAR

